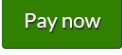


Payment Instructions to the CRA

Please view this document as a guideline for payment instructions to the CRA, based on the type of return you have filed.

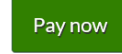
If you are a corporation - Pay Corporate Tax:

Please Go the link <http://www.cra-arc.gc.ca/mypayment/> to pay online.

- Click on the Pay now button 
- Look under > businesses
- Select > Corporation Income tax (T2) tab for corporate taxes
 - (a) select Balance due (for current year tax)
 - (b) Interim (To make installment payments) - Fill up details of company


If you are Corporation or Sole Proprietorship - Pay HST Sales Tax:

Please Go the Link <http://www.cra-arc.gc.ca/mypayment/> to Pay Online.

- Click on the Pay now button 
- Look under > Businesses
- Select > GST/HST tab for HST taxes
 - (a) Select balance due (for current year tax)
 - (b) Interim (to make installment payments) - fill details of company

If You Are An Individual - Pay Personal Tax:

Please Go the Link <http://www.cra-arc.gc.ca/mypayment/> to Pay Online.

- Click on the Pay now button 
- Under Individuals select > Individual Income Tax (T1)
- Then select the appropriate option and fill in the details
- Then click next to go to your bank site to make the payments

Reference:

Refer to screenshots and steps below for further instructions.

Step 1:

Go to <http://www.cra-arc.gc.ca/mypayment/>

My Payment is an electronic service that lets you make payments directly to the Canada Revenue Agency (CRA) using your bank access card.

You cannot use credit cards with My Payment. For credit card payment options, go to [Pay by credit or debit card, PayPal, or Interac e-Transfer](#).

What you need

To use My Payment, you need an activated debit card with one or more of the following logos:



If your card has **only** this logo use the Interac option to pay.

▶ Participating Canadian financial institutions using the Interac logo



If your card has this logo **and** the Interac logo, use the Visa Debit option to pay.

▶ Participating Canadian financial institutions using the Visa Debit logo



If your card has this logo **and** the Interac logo, use the Debit Mastercard option to pay.

▶ Participating Canadian financial institutions using the Debit Mastercard logo

Pay now

Step 2:

Click on the type of return you are filing.

Individuals and families	Businesses	Charities and giving	Representatives
--------------------------	------------	----------------------	-----------------

Select a payment

Step 1 of 6

Summary of payments to be made: \$0.00

Individuals

- [Individual income tax \(T1\)](#)
- [Child and family benefits payment](#) ?

Businesses

- [Goods and services tax / Harmonized sales tax \(GST/HST\)](#)
- [Payroll source deductions](#)
- [Corporation income tax \(T2\)](#) — For Example - A T2 for a Business
- [Excise duty](#)
- [Excise tax](#)
- [Air traveller's security charge \(ATSC\)](#)
- [Tax on insurance premiums](#)
- [Softwood lumber products export charge](#)
- [Nova Scotia Workers' Compensation Board](#)
- [Information returns penalty](#)

Non-residents

- [Part XIII - non-resident withholding tax](#)

Previous End session

Step 3:

Select Balance due & Interim - Fill Details

Individuals and families

Businesses

Charities and giving

Representatives

Select payment allocation

Corporation income tax (T2)

Step 2 of 6

Summary of payments to be made: \$0.00

- [Payment on filing](#) ?
- [Interim](#) ?
- [Amount owing](#) ?
- [Balance due](#) ?

Click and Fill Details

Previous

Enter payment details

Corporation income tax (T2)

Balance due

Step 3 of 6

Summary of payments to be made: \$0.00

* Account number (required) ?

* End of period (required)

Year Month Day

* Amount (dollars and cents) (required)

\$. 00

Previous

Cancel this payment

Next

Fill Details Accordingly

FPPP-STP3-CIT0

Date modified: 2014-05-

PAYMENT BY CHEQUE TO THE CRA:

You can make a payment to the Canada Revenue Agency (CRA) with a cheque from your Canadian bank account. Make the cheque payable to the Receiver General for Canada. Mail it with your remittance voucher to the address on the back of your voucher. The CRA will charge a fee for any dishonored cheque.

Please mail the cheque
along with a remittance
voucher to:

Canada Revenue Agency

PO Box 3800 STN A

Sudbury ON P3A 0C3